



# How energy intensive is your institution?

Compare with others in the Lower Mainland & Vancouver Island

## 4<sup>TH</sup> ANNUAL PUMA **BENCHMARKING SUMMARY**

For BC Advanced Education: 2016 Calendar Year



*saving you energy*

# Scope

The sites included in the benchmarks are from the following BC Institutions that subscribe to monthly PUMA utility monitoring software & services:



## About PUMA

PUMA comprises a combination of software and services from Prism Engineering that track over 15,000 electrical, natural gas, water, and other fuel accounts for government, commercial, and institutional customers. Since launching online in 2009, more and more organizations have enlisted PUMA to help track and analyze building energy use.

PUMA is currently used by over 20 Energy Managers, and more than 40 organizations across Canada. Our utility tracking software and services save time and money for owners of multiple properties.

## About this Report

Each year the PUMA team at Prism Engineering puts together a benchmarking report for school districts, advanced education and municipalities. Based on compiled data from PUMA, this report enables the comparison of similar sites across each sector.

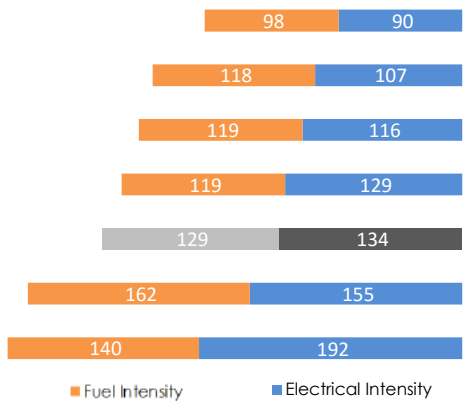
[www.pumautilitymonitoring.com](http://www.pumautilitymonitoring.com)

# 2016 Median Energy Use Intensity

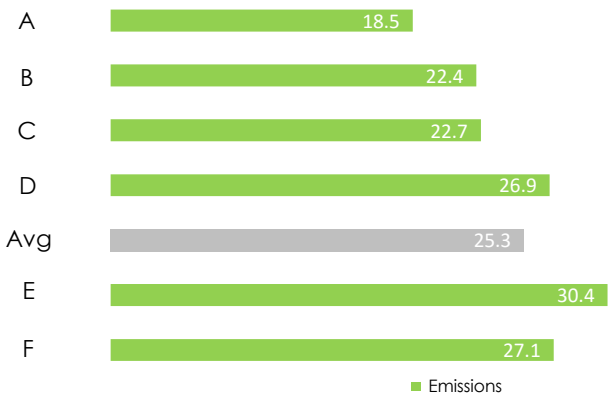
	Energy Use per m <sup>2</sup> (EUI)	Number of buildings in sample
<b>Institution</b>	<b>Average 266 ekWh/m<sup>2</sup></b>	n=6
<b>Campus</b>	<b>Median 240 ekWh/m<sup>2</sup></b>	n=12

## How does your institution compare?

Energy Intensity (ekWh/m<sup>2</sup>) for 6 BC Institutions Calendar Year 2016



Emissions Intensity (kgCO<sub>2</sub>e/m<sup>2</sup>) for 6 BC Institutions Calendar Year 2016

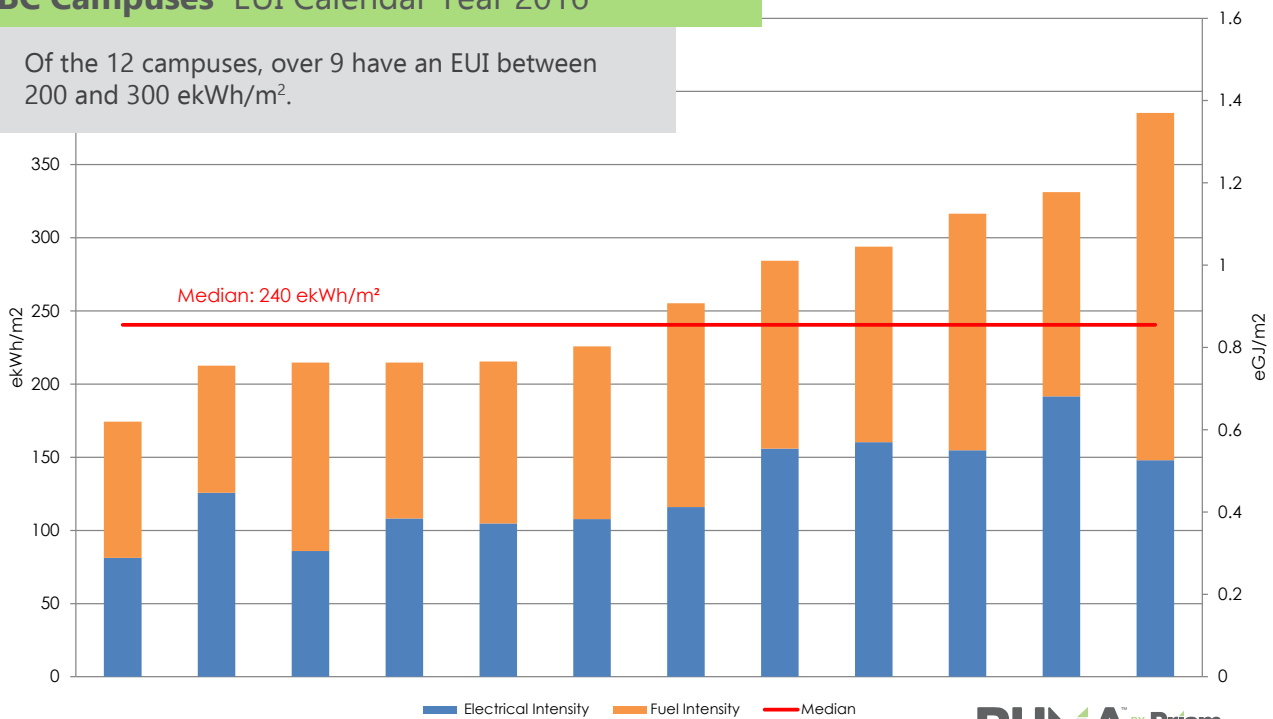




# Is your campus better or worse?

## BC Campuses EUI Calendar Year 2016

Of the 12 campuses, over 9 have an EUI between 200 and 300 ekWh/m<sup>2</sup>.



PUMA is an affordable and effective way to compare the performance of all the buildings in your portfolio, including the ability to normalize for weather.

[www.pumautilitymonitoring.com](http://www.pumautilitymonitoring.com)

Contact Duncan Wilcock to schedule a free demo:  
E: [duncan@prismengineering.com](mailto:duncan@prismengineering.com)  
T: 604.205.5516  
Tw: @pumaprism